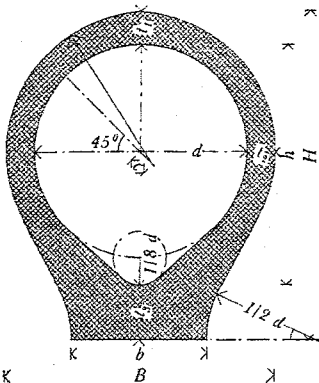
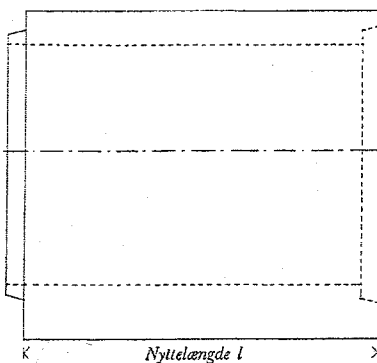


<b>4</b>	<b>41</b>	<b>414</b>	<b>414.1</b>		<b>414.12</b>
Installationer	Bygningshygiejne	Kloak	Ledninger		<b>Større Kloakrør, Betonrør</b>

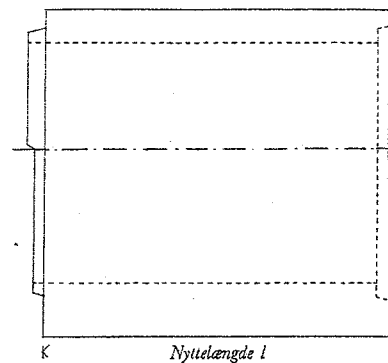
November 1948



Spidsbundrør, Maal 1:20.



Hel Fals

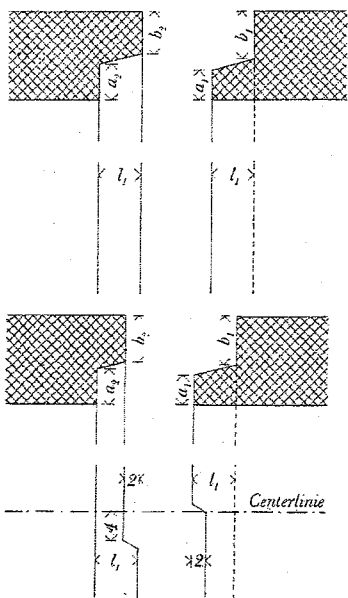


Afskaaret Fals

Spidsbundrør af Beton

Betegnelse: Spb-Rør d, DS 400

Indv. Maal		Udv. Maal			Godstykkelser			Centerafstand	Nyttelængde	Fals	Fortrængt Jordmængde
d	h	b	B	H	t <sub>1</sub>	t <sub>2</sub>	t <sub>3</sub>	c	l		m <sup>3</sup> /m
cm	cm	cm	cm	cm	cm	cm	cm	cm	cm		
35	39.4	24.2	44.0	54.0	5.4	4.5	9.2	3.5	60	hel	0.185
40	45.0	27.0	50.4	61.6	6.2	5.2	10.4	3.8	60		0.242
45	50.6	29.8	56.8	69.2	7.0	5.9	11.6	4.1	80		0.304
50	56.3	32.5	63.2	77.0	7.8	6.6	12.9	4.4	80	afskaaret	0.375
55	61.9	35.2	69.6	84.5	8.5	7.3	14.1	4.7	80		0.452
60	67.5	38.0	76.0	92.1	9.3	8.0	15.3	5.0	100		0.536
65	73.1	40.8	82.4	99.7	10.1	8.7	16.5	5.3	100		0.628
70	78.8	43.5	88.8	107.4	10.9	9.4	17.7	5.7	100		0.727
75	84.4	46.2	95.2	114.9	11.6	10.1	18.9	6.0	100		0.833
80	90.0	49.0	101.4	122.5	12.4	10.7	20.1	6.3	100		0.946
85	95.6	51.8	107.8	130.2	13.2	11.4	21.4	6.6	100		1.067
90	101.3	54.5	114.2	137.9	14.0	12.1	22.6	6.9	100	1.195	
95	106.9	57.2	120.6	145.4	14.7	12.8	23.8	7.2	100	1.331	
100	112.5	60.0	127.0	153.0	15.5	13.5	25.0	7.5	100	1.476	



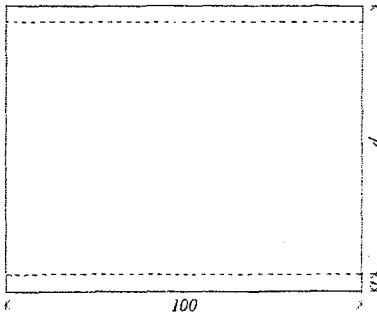
Spidsbundrør, Falsdimensioner, Maal 1:10

Spidsbundrør, Falsdimensioner

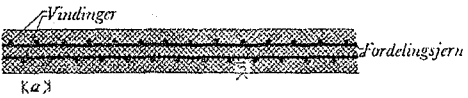
d	l <sub>1</sub>	a <sub>1</sub>	b <sub>1</sub>	a <sub>2</sub>	b <sub>2</sub>
cm	cm	cm	cm	cm	cm
35	4	1.2	2.2	2.2	3.2
40	4	1.6	2.6	2.6	3.6
45	4	2.0	3.0	3.0	4.0
50	5	2.2	3.4	3.2	4.4
55	5	2.5	3.8	3.5	4.8
60	5	2.9	4.1	3.9	5.1
65	6	3.1	4.6	4.1	5.6
70	6	3.4	5.0	4.4	6.0
75	6	3.8	5.3	4.8	6.3
80	6	4.1	5.6	5.1	6.6
85	6	4.4	6.0	5.4	7.0
90	6	4.8	6.3	5.8	7.3
95	6	5.2	6.7	6.2	7.7
100	6	5.5	7.0	6.5	8.0

4	41	414	414.1		414.12
Installationer	Bygningshygiejne	Kloak	Ledninger		Større Kloakrør, Betonrør

November 1948



Monierrør, Maal 1:20

Monierrør, Armering for  $d \leq 70$  cm, Maal 1:10Monierrør, Armering for  $d \geq 70$  cm, Maal 1:10

## Monierrør

Betegnelse: Monierrør d, DS 400

Indv. Diam. d cm	Gods-tykkelse t cm	Beton-dækning s cm	Fordelingsjern		Jern i Vindinger	
			Diam. mm	Antal	Diam. mm	Afstand Max. a cm
40	3.6	1.0	5	7	5	12.0
50	4.0	1.2	5	8	5	8.4
60	4.4	1.4	5	10	5	6.3
70	4.8	1.5	8	12	5	5.2
70	4.8	1.5	3	2×15	5	5.2
80	5.2	1.5	3	2×16	5	4.6
90	5.6	1.5	3	2×17	5	4.0
100	6.0	1.5	3	2×18	5	3.6
110	6.4	1.5	3	2×19	7	6.3
125	7.0	1.5	3	2×21	7	5.5
140	7.6	1.5	3	2×22	7	4.9